

DOUBLE CABIN NISSAN PRIMASTAR




Snoeks Automotive B.V., the double cabin specialist for Europe, has developed a double cabin especially for Nissan Primastar.

By adding a second seat row with an integrated partition wall it is possible to convert your closed panel van into a double cabin at all times. The perfect solution for the combined transport of people and material. Safe, comfortable and efficient.

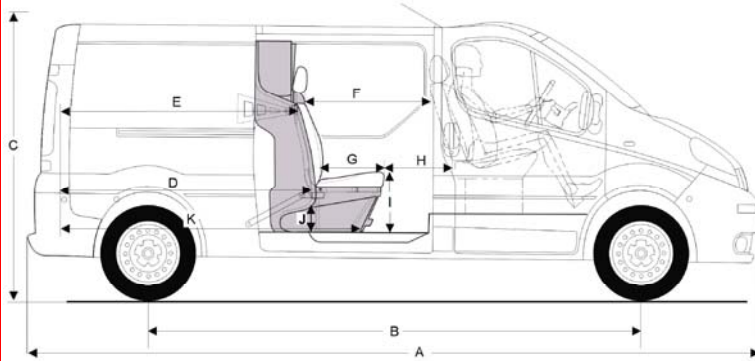
Obviously the double cabin applies to the highest European safety standards. The construction is N1/M1 approved by 20G pull tests on frame and seatbelt connection points. The in height adjustable and tilting headrests are fully M1 tested. The seats are equipped with approved three-point seatbelts. The separation wall is designed to meet the DIN 75410-3 standard for load shifting protection.

Next to safety, comfort is one of the starting points of the development process. The location of the bench has been worked out in a way that both leg room and load area are maximized. The deep seat, the high seatback and the inclination of the seatback, are resulting in an unequalled comfort.

Also design plays an important role when developing a double cabin. Materials and shapes are as close to OE-design as possible, including floor, side wall covers and headlining. The fine designed partition wall separates load and passenger compartment completely. Additional load space under the rear passenger bench extends the load area to allow practical storage of longer items like ladders.



DOUBLE CABIN NISSAN PRIMASTAR



L1/H1 L2/H1

| | | |
|-------|------|------|
| A: | 4782 | 5182 |
| B: | 3098 | 3498 |
| C: | 1968 | 2495 |
| D:* | 1400 | 1800 |
| E:** | 1260 | 1660 |
| F:*** | 815 | 815 |
| G: | 450 | 450 |
| H:*** | 350 | 350 |
| I: | 420 | 420 |
| J:*** | 190 | 190 |
| K | 1840 | 2240 |

* Measured at 200 mm height.
 ** Measured at 750 mm height.
 *** Measured in relation to fixed co-drivers bench.
 **** Width of opening in partition wall 910 mm.

PARTITION WALL WITH WINDOW ————— Material ABS-plastic
 Luxury design wall and window
 Benchcover without pocket
 Additional load space from behind under the seats

THREE SEAT BENCH ————— 3x3-point safety seatbelts
 Headrests adjustable in height and tilting
 Cushion set original upholstery (fabric or vinyl)

FLOOR ————— Step-in cover ABS-plastic
 Floor mat 2nd seat row

SIDE WALLS ————— Grey GRP-panel underside right fixed wall*
 Ashtray


HEADLINING ————— Headlining ABS-plastic with cloth

OPTIONS ————— Windows left and right
 Two sliding door

* Not with 2 sliding doors

| | | |
|---|---|------------------------|
| ■ | ■ | ■ STANDARD ○ OPTION |
| ■ | ■ | |
| ■ | ■ | |
| ■ | ■ | |
| ■ | ■ | |
| ○ | ○ | |

Snoeks Service Centre



www.snoeksautomotive.com

